



WC 2007 CANEGRATE



JURY

DR. ROGER CADOSCH	WMF	SECRETARY GENERAL
SAID MORELL	WMF	FINANCE MANAGER
DR. GERHARD ZIMMERMANN	WMF	SPORT DIRECTOR

REFEREEING COMMITTEE

GÜNTER SCHWARZ	GERMANY	HEAD REFEREE
ARI AHRENBERG	FINLAND	
MARGUS JAAGO	ESTONIA	
STAFFAN LUNDBLAD	SWEDEN	
MARCEL LEHNER	SWITZERLAND	

WC Canegrate/ITALY 2007 - Women Teams

Rank	No	Name	Country	R1	R2	R3	R4	R5	R6	R7	R8	Tot	Avg	Diff	
1	Germany (1 substitute)														
		115	Alice Kobisch		31	29	24	31	26	28			169	27,4	
		127	Nicole Gundert-Greiffendorf		26	34	25	31	23	29	19	32	219	27,4	
		139	Bianca Oberweg		20	28	25	31	22	30	21	28	205	25,6	
		148	Nicole Piechotta								24	28	52	26,1	
				77	91	74	93	71	87	64	88	645	26,9	29	
2	Austria (0 substitutes)														
		109	Andrea Hackl		26	28	25	29	26	29	26	30	219	27,4	
		121	Elisabeth Gruber		27	28	24	26	22	27	20	33	207	25,9	
		133	Elisabeth Berger Rella		23	30	27	29	25	31	32	27	224	28	
		143	Claudia Schuster												
				76	86	76	84	73	87	78	90	650	27,1	17	
3	Sweden (1 substitute)														
		108	Charlotte Ryner		25	33	28	33					119	27,8	
		120	Karin Wiklund		21	30	24	29	26	31	25	29	215	26,9	
		132	Sandra Nordin		24	30	21	27	21	28	23	31	205	25,6	
		142	Karoline Karlsson						23	35	24	30	112	27,5	
				70	93	73	89	70	94	72	90	651	27,1	24	
4	Switzerland (1 substitute)														
		107	Rebecca Weber		25	30	23	28	22	32	28	29	217	27,1	
		119	Stéphanie Pantet		29	31	27	31	30				148	29,1	
		131	Sandra Wicki		25	30	26	29	23	27	26	29	215	26,9	
		141	Melanie Blaser							30	23	31	84	25,9	
				79	91	76	88	75	89	77	89	664	27,7	16	
5	Netherlands (0 substitutes)														
		116	Annita Eizinga		29	35	31	29	26	30	24	28	232	29	
		128	Natasja Klarenbeek		23	27	27	28	24	34	24	32	219	27,4	
		140	Tryntsje Schakel		24	28	27	30	26	31	23	32	221	27,6	
		149	Ilona de Kok												
				76	90	85	87	76	95	71	92	672	28	24	

WC Canegrate/ITALY 2007 - Women Teams

Rank	No	Name	Country	R1	R2	R3	R4	R5	R6	R7	R8	Tot	Avg	Diff
6	Italy (0 substitutes)													
		112	Sara Marchiani	28	32	22	27	25	30	24	30	218	27,3	
		124	Anna Catanzaro	34	33	21	33	25	28	23	33	230	28,8	
		136	Anna Bandera	26	30	25	31	30	31	26	29	228	28,5	
		146	Monica Dardi											
			88	95	68	91	80	89	73	92	676	28,2	27	
7	Czech Republic (1 substitute)													
		114	Katerina Tietzová	26	34	29	34	26	27	27	32	235	29,4	
		126	Dagmar Hirschmannova	29	32	24	34	23	36	28	32	238	29,9	
		138	Jana Nakládálová	23	29	25	30	24	33	24	28	216	27	
		147	Adéla Bystrická								1	1	28,6	
			78	95	78	98	73	96	79	93	690	28,8	25	
8	Latvia (0 substitutes)													
		111	Dace Kupce-Krievina	32	32	28	31	24	30	30	27	234	29,3	
		123	Kristiana Kirsá	27	34	29	33	29	33	27	34	246	30,8	
		135	Madara Kirsá	26	32	29	33	24	32	25	28	229	28,6	
		145	Ilze Kupce											
			85	98	86	97	77	95	82	89	709	29,5	21	
9	Slovakia (0 substitutes)													
		113	Martina Kozakova	25	32	28	35	27	30	29	30	236	29,5	
		125	Eva Hrebenáková	23	34	25	35	28	32	27	39	243	30,4	
		137	Viktoria Polakovicova	26	31	27	35	27	35	30	28	239	29,9	
			74	97	80	105	82	97	86	97	718	29,9	31	
10	Denmark (0 substitutes)													
		105	Inge-Lise Hansen	33	34	27	34	26	29	28	28	239	29,9	
		117	Kirsten Schnor	29	35	30	38	34	35	25	38	264	33	
		129	Inger Neye	27	30	22	40	25	33	28	31	236	29,5	
			89	99	79	112	85	97	81	97	739	30,8	33	

WC Canegrate/ITALY 2007 - Women Teams

Rank	No	Name	Country	R1	R2	R3	R4	R5	R6	R7	R8	Tot	Avg	Diff
11	Portugal (0 substitutes)													
	110	Lurdes Mendes		26	42	29	40	42	34	29	43	285	35,6	
	122	Filomena Mendes		29	36	26	36	35	39	31	43	275	34,4	
	134	Anabela Pereira		26	38	24	37	26	34	26	35	246	30,8	
	144	Fernanda Manso												
				81	116	79	113	103	107	86	121	806	33,6	42
12	Japan (0 substitutes)													
	106	Riyoko Fujiwara		38	41	37	44	38	41	30	44	313	39,1	
	118	Yuki Koshimura		26	36	35	32	29	39	27	42	266	33,3	
	130	Akiko Motegi		29	40	34	34	29	38	26	35	265	33,1	
				93	117	106	110	96	118	83	121	844	35,2	38

WC Canegrate/ITALY 2007 - Men Teams

Rank	No	Name	Country	R1	R2	R3	R4	R5	R6	R7	R8	Tot	Avg	Diff
1	Germany (0 substitutes)													
		190	Achim Braungart-Zink	32	22	29	25	28	23	30	23	212	26,5	
		203	Marco Balzer	29	21	28	24	27	22	29	25	205	25,6	
		216	Alexander Geist	27	23	28	24	31	20	31	22	206	25,8	
		229	Walter Erlbruch	31	19	32	23	29	21	26	23	204	25,5	
		242	Daniel Klosek	27	22	26	20	27	22	29	22	195	24,4	
		255	Harald Erlbruch	26	21	26	19	28	20	29	25	194	24,3	
		268	Marco Templin											
			172	128	169	135	170	128	174	140	1216	25,3	46	
2	Sweden (0 substitutes)													
		192	Peter Eisenschmidt	30	26	30	23	32	22	30	25	218	27,3	
		205	Anders Olsson	29	25	29	23	25	20	29	20	200	25	
		218	Jonas Gustafsson	30	21	29	20	29	24	27	21	201	25,1	
		231	Lars Brown	29	24	27	24	30	22	25	19	200	25	
		244	Linus Sundström	29	27	29	22	28	24	27	23	209	26,1	
		257	Pierre Zetterlund	30	20	29	25	30	20	29	20	203	25,4	
		269	Marcus Larsson											
			177	143	173	137	174	132	167	128	1231	25,6	49	
3	Switzerland (1 substitute)													
		187	Samuel Hofer	31	26	28	22	27	22	29	22	207	25,9	
		200	Michel Rhyn	30	22	28	23	27	24	27	22	203	25,4	
		213	Vitus Spescha	25	20	26	24	30	22	28	20	195	24,4	
		226	Remo Zaugg	32	22	31	21	27	23	29	20	205	25,6	
		239	Raphael Wietlisbach	30	26	29	27					112	27,5	
		252	Mike Mann	31	26	30	23	30	22	27	21	210	26,3	
		265	Omar Maggi						33	22	30	21	106	25,8
			179	142	172	140	174	135	170	126	1238	25,8	53	

WC Canegrate/ITALY 2007 - Men Teams

Rank	No	Name	Country	R1	R2	R3	R4	R5	R6	R7	R8	Tot	Avg	Diff
4	Italy (0 substitutes)													
		195	Roberto Garbui	31	22	29	26	30	21	29	23	211	26,4	
		208	Riccardo Simonetta	31	23	31	26	30	23	30	22	216	27	
		221	Francesco Leuci	29	21	27	19	29	22	29	26	202	25,3	
		234	Massimiliano Crespi	29	26	26	25	29	28	29	21	213	26,6	
		247	Michael Prantl	32	24	30	26	28	24	29	23	216	27	
		260	Rudy Giroldini	30	23	25	24	24	25	25	22	198	24,8	
		272	Massimiliano Ciceri											
			182	139	168	146	170	143	171	137	1256	26,2	45	
5	Austria (0 substitutes)													
		186	Bernd Gaida	29	24	28	23	30	24	29	24	211	26,4	
		199	Christian Gobetz	30	24	32	25	27	21	29	23	211	26,4	
		212	Manfred Lindmayr	30	25	28	21	29	22	32	25	212	26,5	
		225	Robert Konrad	28	28	26	26	28	24	31	25	216	27	
		238	Philipp Albrechtsberger	31	21	28	24	27	20	29	22	202	25,3	
		251	Markus Berger	31	23	30	24	27	23	29	20	207	25,9	
		264	Christian Freilach											
			179	145	172	143	168	134	179	139	1259	26,2	45	
6	Netherlands (0 substitutes)													
		185	René Bos	31	26	30	24	30	29	31	22	223	27,9	
		198	Marco Slomp	31	23	31	25	29	26	32	25	222	27,8	
		211	Zeno Folkertsma	30	21	33	27	30	26	28	25	220	27,5	
		224	Alex Jasper	34	21	32	20	34	22	28	20	211	26,4	
		237	Roy Sneijder	32	24	30	27	30	25	33	23	224	28	
		250	Erik Tiekstra	31	28	28	25	30	29	29	26	226	28,3	
		262	André van Vliet											
			189	143	184	148	183	157	181	141	1326	27,6	48	

WC Canegrate/ITALY 2007 - Men Teams

Rank	No	Name	Country	R1	R2	R3	R4	R5	R6	R7	R8	Tot	Avg	Diff
7	Czech Republic (0 substitutes)													
	189	Marián Strasko		35	26	37	24	32	21	34	25	234	29,3	
	202	Ivan Macho		33	25	30	23	32	23	33	23	222	27,8	
	215	Michal Jansa		34	22	37	30	29	27	33	27	239	29,9	
	228	Radek Dolezel		31	25	33	27	32	22	29	20	219	27,4	
	241	Martin Jecný		31	23	32	23	31	23	27	26	216	27	
	254	Karel Molnár		30	24	34	23	29	23	37	25	225	28,1	
	267	Jan Pergl												
				194	145	203	150	185	139	193	146	1355	28,2	64
8	Finland (1 substitute)													
	188	Pasi Aho		32	25	30	23	30	30	33	24	227	28,4	
	201	Jyri Rantanen		38	26	37	30					131	30,8	
	214	Tom Ahlberg		34	27	35	26	30	26	35	26	239	29,9	
	227	John Mittler		31	26	32	19	31	24	33	25	221	27,6	
	240	Aki Sillman		33	22	30	24	34	21	29	25	218	27,3	
	253	Kosti Salonen		29	21	30	25	29	23	32	23	212	26,5	
	266	Ari Åman						31	22	32	26	111	28,3	
				197	147	194	147	185	146	194	149	1359	28,3	51
9	Denmark (0 substitutes)													
	193	Anders Gronnegård		35	26	34	27	30	28	32	25	237	29,6	
	206	Oliver Rex Wiile		28	26	35	23	33	23	29	25	222	27,8	
	219	Ole Rasmussen		33	29	32	23	34	26	33	25	235	29,4	
	232	Stefan Østergård		33	31	31	29	30	25	31	29	239	29,9	
	245	Kåre Thomsen		29	22	33	25	31	22	33	24	219	27,4	
	258	Allan Schwab		34	23	29	24	30	24	32	24	220	27,5	
	270	Jannick Skov												
				192	157	194	151	188	148	190	152	1372	28,6	46



WC Canegrate/ITALY 2007 - Men Teams



Rank	No	Name	Country	R1	R2	R3	R4	R5	R6	R7	R8	Tot	Avg	Diff
10	Hungary (0 substitutes)													
		194	Csaba Pálincás	35	22	29	20	30	26	29	26	217	27,1	
		207	László Temesfői	32	30	35	28	31	30	30	26	242	30,3	
		220	József Pintér	32	28	31	32	32	37	27	35	252	31,5	
		233	Ádám Fazekas	30	25	32	26	31	22	36	25	227	28,4	
		246	Nimród Mark Gombkötő	34	27	32	24	29	27	33	26	232	29	
		259	Kristián Koleszár	31	28	31	23	30	28	34	29	234	29,3	
		271	István Pálincás											
			194	160	190	153	188	160	197	162	1404	29,3	44	
11	Slovakia (0 substitutes)													
		184	Maros Jagersky	30	27	30	25	31	27	30	28	228	28,5	
		197	Michal Csontos	43	30	36	31	32	26	32	26	256	32	
		210	Jan Tolarovic	36	23	31	22	28	26	32	23	221	27,6	
		223	Milan Pätoprstý	38	30	35	29	35	29	31	23	250	31,3	
		236	Ladislav Derzsi	32	27	31	25	31	28	34	24	232	29	
		249	Josef Vozar	34	24	32	26	34	26	31	24	231	28,9	
			213	161	195	158	191	162	190	148	1418	29,5	65	
12	Portugal (0 substitutes)													
		183	Paulo Gomes	34	26	39	27	38	28	37	24	253	31,6	
		196	João Nabais	39	30	35	23	31	27	35	22	242	30,3	
		209	António Manuel	31	28	33	32	31	25	30	22	232	29	
		222	Rui Garcia	31	30	29	23	29	29	28	21	220	27,5	
		235	Cláudio Ching	32	28	34	27	33	26	32	24	236	29,5	
		248	Ivo Santos	34	25	34	34	33	22	35	25	242	30,3	
		261	Ananias Quintano											
			201	167	204	166	195	157	197	138	1425	29,7	66	



WC Canegrate/ITALY 2007 - Men Teams



Rank	No	Name	Country	R1	R2	R3	R4	R5	R6	R7	R8	Tot	Avg	Diff
	13	Russia (0 substitutes)												
		191	Sergey Fokin	34	26	32	24	35	29	32	24	236	29,5	
		204	Sergey Kovylyaev	30	24	33	27	35	29	32	25	235	29,4	
		217	Viktor Kozlov	38	27	37	24	32	29	34	24	245	30,6	
		230	Anton Savochkin	38	28	40	30	31	26	36	30	259	32,4	
		243	Sergey Chernitsyn	33	27	35	33	32	30	30	28	248	31	
		256	Victor Zhabin	33	25	34	24	36	27	34	30	243	30,4	
				206	157	211	162	201	170	198	161	1466	30,5	54



WC Canegrate/Italy 2007 - Women Single Players



MATCH	1		SWE	132	SANDRA NORDIN	6
1	16		NDL	140	TRYNTSJE SCHAKEL	8
STARTING LANE				Miniaturegolf	2	



MATCH	8		CZE	138	JANA NAKLÁDALOVÁ	5
2	9		CHE	107	REBECCA WEBER	7
STARTING LANE				Miniaturegolf	5	



MATCH	5		GER	148	NICOLE PIECHOTTA	6
3	12		NDL	128	NATASJA KLARENBEEK	4
STARTING LANE				Miniaturegolf	6	



MATCH			CHE	107	REBECCA WEBER	3
9			NDL	140	TRYNTSJE SCHAKEL	5
STARTING LANE				Miniaturegolf	2	



MATCH	4		AUT	121	ELISABETH GRUBER	6
4	13		GER	115	ALICE KOBISCH	4
STARTING LANE				Miniaturegolf	8	



MATCH			AUT	121	ELISABETH GRUBER	7
10			GER	148	NICOLE PIECHOTTA	2
STARTING LANE				Miniaturegolf	6	



MATCH			AUT	121	ELISABETH GRUBER	4
Semi-final 1			NDL	140	TRYNTSJE SCHAKEL	3
STARTING LANE				Concrete	1	

MATCH	3		CHE	141	MELANIE BLASER	0
5	14		GER	127	NICOLE GUNDERT-GREIFFENDORF	8
STARTING LANE				Miniaturegolf	13	



MATCH			CHE	131	SANDRA WICKI	4
11			GER	127	NICOLE GUNDERT-GREIFFENDORF	8
STARTING LANE				Miniaturegolf	13	

MATCH			GER	139	BIANCA OBERWEG	6
Semi-final 2			GER	127	NICOLE GUNDERT-GREIFFENDORF	2
STARTING LANE				Concrete	1	

MATCH	6		CHE	131	SANDRA WICKI	5
6	11		AUT	109	ANDREA HACKL	4
STARTING LANE				Miniaturegolf	14	

MATCH			GER	139	BIANCA OBERWEG	4
12			SWE	120	KARIN WIKLUND	3
STARTING LANE				Miniaturegolf	15	

MATCH	7		SWE	120	KARIN WIKLUND	6
7	10		ITA	112	SARA MARCHIANI	4
STARTING LANE				Miniaturegolf	15	

MATCH	2		GER	139	BIANCA OBERWEG	6
8	15		SWE	142	KAROLINE KARLSSON	2
STARTING LANE				Miniaturegolf	16	

WOMEN FINAL RANKING

		Player	
1°	121	Elisabeth Gruber	Austria
2°	139	Bianca Oberweg	Germany
3°	127	Nicole Gundert-Greifendorf	Germany
4°	140	Tryntsje Schakel	Netherlands
5°	149	Nicole Piechotta	Germany
6°	131	Sandra Wicki	Switzerland
7°	120	Karin Wiklund	Sweden
8°	107	Rebecca Weber	Switzerland
9°	132	Sandra Nordin	Sweden
10°	141	Melanie Blaser	Switzerland
11°	138	Jana Nakládálová	Czech Republic
12°	112	Sara Marchiani	Italy
13°	109	Andrea Hackl	Austria
14°	128	Natasja Klarenbeek	Netherlands
15°	115	Alice Kobisch	Germany
16°	142	Karoline Karlsson	Sweden

WC Canegrate/ITALY 2007 - Women Single Players

Rank	St.no.	Name	Country	E1	C2	E3	C4	E5	C6	E7	C8	EAvg	ESum	CAvg	CSum	Diff	Total
17	108	Charlotte Ryner	SWE	25	33	28	33	24	30	22	27	24,80	99	30,80	123	12	222
18	133	Elisabeth Berger Re	AUT	23	30	27	29	25	31	32	27	26,80	107	29,30	117	13	224
19	146	Monica Dardi	ITA	25	31	22	30	29	30	25	33	25,30	101	31,00	124	10	225
20	149	Ilona de Kok	NLD	23	34	29	30	21	33	26	31	24,80	99	32,00	128	12	227
21	136	Anna Bandera	ITA	26	30	25	31	30	31	26	29	26,80	107	30,30	121	7	228
22	135	Madara Kirska	LAT	26	32	29	33	24	32	25	28	26,00	104	31,30	125	10	229
23	143	Claudia Schuster	AUT	28	35	28	30	23	33	22	30	25,30	101	32,00	128	11	229
24	147	Adéla Bystrická	CZE	28	30	26	33	28	34	21	29	25,80	103	31,50	126	12	229
25	124	Anna Catanzaro	ITA	34	33	21	33	25	28	23	33	25,80	103	31,80	127	18	230
26	145	Ilze Kupce	LAT	28	33	25	32	26	30	29	29	27,00	108	31,00	124	8	232
27	116	Annita Eizinga	NLD	29	35	31	29	26	30	24	28	27,50	110	30,50	122	14	232
28	119	Stéphanie Pantet	CHE	29	31	27	31	30	31	23	31	27,30	109	31,00	124	7	233
29	111	Dace Kupce-Krievins	LAT	32	32	28	31	24	30	30	27	28,50	114	30,00	120	13	234
30	114	Katerina Tietzová	CZE	26	34	29	34	26	27	27	32	27,00	108	31,80	127	10	235
31	113	Martina Kozakova	SVK	25	32	28	35	27	30	29	30	27,30	109	31,80	127	9	236
32	129	Inger Neye	DEN	27	30	22	40	25	33	28	31	25,50	102	33,50	134	16	236
33	126	Dagmar Hirschmanr	CZE	29	32	24	34	23	36	28	33	26,00	104	33,80	135	10	239
34	137	Viktoria Polakovicov	SVK	26	31	27	35	27	35	30	28	27,50	110	32,30	129	11	239
35	105	Inge-Lise Hansen	DEN	33	34	27	34	26	29	28	28	28,50	114	31,30	125	13	239
36	102	Ágota Bartal	HUN	32	32	28	32	30	32	24	30	28,50	114	31,50	126	10	240
37	125	Eva Hrebenáková	SVK	23	34	25	35	28	32	27	39	25,80	103	35,00	140	12	243
38	123	Kristiana Kirska	LAT	27	34	29	33	29	33	27	34	28,00	112	33,50	134	3	246
39	134	Anabela Pereira	PRT	26	38	24	37	26	34	26	35	25,50	102	36,00	144	6	246
40	104	Astra Miglane-Stanw	USA	28	35	27	35	25	32	32	34	28,00	112	34,00	136	10	248
41	103	Tatiana Chesnova	RUS	26	34	36	38	30	31	23	40	28,80	115	35,80	143	22	258
42	117	Kirsten Schnor	DEN	29	35	30	38	34	35	25	38	29,50	118	36,50	146	12	264
43	130	Akiko Motegi	JAP	29	40	34	34	29	38	26	35	29,50	118	36,80	147	14	265
44	118	Yuki Koshimura	JAP	26	36	35	32	29	39	27	42	29,30	117	37,30	149	19	266
45	122	Filomena Mendes	PRT	29	36	26	36	35	39	31	43	30,30	121	38,50	154	16	275
46	144	Fernanda Manso	PRT	36	46	31	33	28	41	30	36	31,30	125	39,00	156	21	281
47	110	Lurdes Mendes	PRT	26	42	29	40	42	34	29	43	31,50	126	39,80	159	25	285
48	106	Riyoko Fujiwara	JAP	38	41	37	44	38	41	30	44	35,80	143	42,50	170	11	313
49	101	Yang Chia-Chen	TWN	34	45	45	40	38	36	34	49	37,80	151	42,50	170	24	321

WC in Canegrate/ITALY 2007 - Men Single Players

MATCH	1		GER	255	HARALD ERLBRUCH	7
			ITA	234	MASSIMILIANO CRESPI	4
STARTING LANE		Miniaturegolf				2

MATCH	16		GER	203	MARCO BALZER	4
			CHE	226	REMO ZAUGG	1
STARTING LANE		Miniaturegolf				5

MATCH	9		SWE	218	JONAS GUSTAFSSON	3
			AUT	186	BERND GAIDA	2
STARTING LANE		Miniaturegolf				6

MATCH	8		SWE	231	LARS BROWN	5
			ITA	195	ROBERTO GARBUI	4
STARTING LANE		Miniaturegolf				8

MATCH	5		AUT	264	CHRISTIAN FREILACH	3
			FIN	253	KOSTI SALONEN	2
STARTING LANE		Miniaturegolf				13

MATCH	12		CHE	200	MICHEL RHYN	2
			CHE	187	SAMUEL HOFER	5
STARTING LANE		Miniaturegolf				14

MATCH	13		SWE	254	PIERRE ZETTERLUND	4
			AUT	251	MARKUS BERGER	6
STARTING LANE		Miniaturegolf				15

MATCH	4		CHE	213	VITUS SPESCHIA	5
			GER	190	ACHIM BRAUNGARTZ-ZINK	4
STARTING LANE		Miniaturegolf				16

MATCH	3		GER	268	MARCO TEMPLIN	7
			NLD	262	ANDRE van VLIET	4
STARTING LANE		Concrete				1

MATCH	14		SWE	209	MARCUS LARSSON	5
			CHE	205	OMAR MAGGI	3
STARTING LANE		Concrete				2

MATCH	11		ITA	221	FRANCESCO LEUCI	5
			SWE	244	LINUS SUNDSTRÖM	3
STARTING LANE		Concrete				5

MATCH	6		ITA	200	RUDY GIROLDINI	4
			AUT	199	CHRISTIAN GOBETZ	2
STARTING LANE		Concrete				6

MATCH	7		SWE	205	ANDERS OLSSON	5
			NLD	224	ALEX JASPER	3
STARTING LANE		Concrete				9

MATCH	10		AUT	238	PHILIPP ALBRECHTSBERGER	2
			CHE	252	MIKE MANN	8
STARTING LANE		Concrete				12

MATCH	15		GER	229	WALTER ERLBRUCH	6
			GER	216	ALEXANDER GEIST	4
STARTING LANE		Concrete				13

MATCH	2		GER	242	DANIEL KLOSEK	1
			AUT	212	MANFRED LINDMAYR	5
STARTING LANE		Concrete				14

MATCH			GER	255	HARALD ERLBRUCH	2
			GER	203	MARCO BALZER	5
STARTING LANE		Concrete				1

MATCH			SWE	231	LARS BROWN	3
			SWE	218	JONAS GUSTAFSSON	6
STARTING LANE		Concrete				2

MATCH			AUT	264	CHRISTIAN FREILACH	3
			CHE	187	SAMUEL HOFER	2
STARTING LANE		Concrete				5

MATCH			CHE	213	VITUS SPESCHIA	4
			AUT	251	MARKUS BERGER	6
STARTING LANE		Concrete				6

MATCH			GER	268	MARCO TEMPLIN	6
			SWE	209	MARCUS LARSSON	3
STARTING LANE		Concrete				9

MATCH			ITA	200	RUDY GIROLDINI	5
			ITA	221	FRANCESCO LEUCI	4
STARTING LANE		Concrete				12

MATCH			SWE	205	ANDERS OLSSON	6
			CHE	205	MIKE MANN	0
STARTING LANE		Concrete				13

MATCH			GER	229	WALTER ERLBRUCH	1
			AUT	212	MANFRED LINDMAYR	3
STARTING LANE		Concrete				14

MATCH			SWE	218	JONAS GUSTAFSSON	2
			GER	203	MARCO BALZER	5
STARTING LANE		Concrete				1

MATCH			AUT	264	CHRISTIAN FREILACH	6
			AUT	251	MARKUS BERGER	3
STARTING LANE		Concrete				5

MATCH			GER	268	MARCO TEMPLIN	5
			ITA	200	RUDY GIROLDINI	4
STARTING LANE		Concrete				9

MATCH			SWE	205	ANDERS OLSSON	4
			AUT	212	MANFRED LINDMAYR	5
STARTING LANE		Concrete				13

MATCH			AUT	264	CHRISTIAN FREILACH	3
Semi-final 1			GER	203	MARCO BALZER	4
STARTING LANE		Concrete				1

MATCH			GER	268	MARCO TEMPLIN	4
Semi-final 2			AUT	212	MANFRED LINDMAYR	3
STARTING LANE		Concrete				1

MATCH			GER	268	MARCO TEMPLIN	5
Final			GER	203	MARCO BALZER	3
STARTING LANE		Concrete				1

MATCH			AUT	264	CHRISTIAN FREILACH	6
Rank 3			AUT	212	MANFRED LINDMAYR	5
STARTING LANE		Concrete				1

WC in Canegrate/ITALY 2007 - Men Single Players

MEN FINAL RANKING

Player

1°	268	Marco Templin	Germany
2°	203	Marco Balzer	Germany
3°	264	Christian Freilach	Austria
4°	212	Manfred Lindmayr	Austria
5°	260	Rudi Giroladini	Italy
6°	205	Anders Olsson	Sweden
7°	218	Jonas Gustafsson	Sweden
8°	251	Markus Berger	Austria
9°	255	Harald Erlbruch	Germany
10°	213	Vitus Spescha	Switzerland
11°	231	Lars Brown	Sweden
12°	221	Francesco Leuci	Italy
13°	269	Marcus Larsson	Sweden
14°	229	Walter Erlbruch	Germany
15°	187	Samuel Hofer	Switzerland
16°	252	Mike Mann	Switzerland
17°	242	Daniel Klosek	Germany
18°	238	Philipp Albrechtsberger	Austria
19°	200	Michel Rhyn	Switzerland
20°	257	Pierre Zetterlund	Sweden
21°	226	Remo Zaugg	Switzerland
22°	216	Alexander Geist	Germany
23°	265	Omar Maggi	Switzerland
24°	244	Linus Sundström	Sweden
25°	186	Bernd Gaida	Austria
26°	195	Roberto Garbui	Italy
27°	224	Alex Jasper	Netherlands
28°	199	Christian Gobedz	Austria
29°	253	Kosti Salonen	Finland
29°	190	Achim Braungart-Zink	Germany
29°	262	André van Vliet	Netherlands
32°	234	Massimiliano Crespi	Italy

WC in Canegrate/ITALY 2007 - Men Single Players

Rank	St.no.	Name	Country	C1	E2	C3	E4	C5	E6	C7	E8	EAvg	ESum	CAvg	CSum	Diff	Total	
33	208	Riccardo Simonetta	ITA	31	23	23	31	26	30	23	30	22	23,50	94	30,50	122	5	216
34	247	Michael Prantl	ITA	32	24	24	30	26	28	24	29	23	24,30	97	29,80	119	7	216
35	241	Martin Jecný	CZE	31	23	32	23	31	23	27	26	26	23,80	95	30,30	121	8	216
36	225	Robert Konrad	AUT	28	28	26	26	26	28	24	31	25	25,80	103	28,30	113	9	216
37	194	Csaba Pálínkás	HUN	35	22	29	20	30	26	29	26	26	23,50	94	30,80	123	12	217
38	192	Peter Eisenschmidt	SWE	30	26	30	23	32	22	30	25	24,00	96	30,50	122	6	218	
39	240	Aki Sillman	FIN	33	22	30	24	34	21	29	25	23,00	92	31,50	126	9	218	
40	245	Kåre Thomsen	DEN	29	22	33	25	31	22	33	24	23,30	93	31,50	126	7	219	
41	228	Radek Dolezel	CZE	31	25	33	27	32	22	29	20	23,50	94	31,30	125	11	219	
42	239	Raphael Wietlisbach	CHE	30	26	29	27	29	25	30	24	25,50	102	29,50	118	4	220	
43	258	Allan Schwab	DEN	34	23	29	24	30	24	32	24	23,80	95	31,30	125	6	220	
44	211	Zeno Folkertsma	NLD	30	21	33	27	30	26	28	25	24,80	99	30,30	121	11	220	
45	222	Rui Garcia	PRT	31	30	29	23	29	29	28	21	25,80	103	29,30	117	12	220	
46	227	John Mittler	FIN	31	26	32	19	31	24	33	25	23,50	94	31,80	127	9	221	
47	210	Jan Tolarovic	SVK	36	23	31	22	28	26	32	23	23,50	94	31,80	127	12	221	
48	202	Ivan Macho	CZE	33	25	30	23	32	23	33	23	23,50	94	32,00	128	5	222	
49	198	Marco Slomp	NLD	31	23	31	25	29	26	32	25	24,80	99	30,80	123	6	222	
50	206	Oliver Rex Wiile	DEN	28	26	35	23	33	23	29	25	24,30	97	31,30	125	10	222	
51	185	René Bos	NLD	31	26	30	24	30	29	31	22	25,30	101	30,50	122	8	223	
52	237	Roy Sneijder	NLD	32	24	30	27	30	25	33	23	24,80	99	31,30	125	7	224	
53	254	Karel Molnár	CZE	30	24	34	23	29	23	37	25	23,80	95	32,50	130	10	225	
54	266	Ari Áman	FIN	33	26	32	24	31	22	32	26	24,50	98	32,00	128	6	226	
55	250	Erik Tiekstra	NLD	31	28	28	25	30	29	29	26	27,00	108	29,50	118	7	226	
56	233	Ádám Fazekas	HUN	30	25	32	26	31	22	36	25	24,50	98	32,30	129	10	227	
57	188	Pasi Aho	FIN	32	25	30	23	30	30	33	24	25,50	102	31,30	125	10	227	
58	184	Maros Jagersky	SVK	30	27	30	25	31	27	30	28	26,80	107	30,30	121	4	228	
59	272	Massimiliano Ciceri	ITA	36	27	32	24	30	24	32	23	24,50	98	32,50	130	10	228	
60	175	Pascal Hansen	BEL	32	26	28	29	33	23	31	27	26,30	105	31,00	124	11	229	
61	249	Josef Vozar	SVK	34	24	32	26	34	26	31	24	25,00	100	32,80	131	5	231	
62	236	Ladislav Derzsi	SVK	32	27	31	25	31	28	34	24	26,00	104	32,00	128	7	232	
63	246	Nimród Mark Gombkötő	HUN	34	27	32	24	29	27	33	26	26,00	104	32,00	128	8	232	
64	209	António Manuel	PRT	31	28	33	32	31	25	30	22	26,80	107	31,30	125	13	232	
65	259	Kristián Koleszár	HUN	31	28	31	23	30	28	34	29	27,00	108	31,50	126	10	234	
66	189	Marián Strasko	CZE	35	26	37	24	32	21	34	25	24,00	96	34,50	138	10	234	
67	162	Jason Weaver	CAN	33	27	34	30	31	25	30	24	26,50	106	32,00	128	10	234	
68	219	Ole Rasmussen	DEN	33	29	32	23	34	26	33	25	25,80	103	33,00	132	8	235	
69	204	Sergey Kovylyaev	RUS	30	24	33	27	35	29	32	25	26,30	105	32,50	130	10	235	
70	161	Danilo Pavsic	SVN	33	27	37	28	32	27	27	24	26,50	106	32,30	129	14	235	
71	235	Cláudio Ching	PRT	32	28	34	27	33	26	32	24	26,30	105	32,80	131	6	236	
72	191	Sergey Fokin	RUS	34	26	32	24	35	29	32	24	25,80	103	33,30	133	8	236	
73	193	Anders Gronnegård	DEN	35	26	34	27	30	28	32	25	26,50	106	32,80	131	8	237	
74	267	Jan Pergl	CZE	32	28	36	27	38	20	31	25	25,00	100	34,30	137	15	237	
75	171	Martins Vilmanis	LAT	31	32	32	28	34	25	31	25	27,50	110	32,00	128	10	238	
76	214	Tom Ahlberg	FIN	34	27	35	26	30	26	35	26	26,30	105	33,50	134	6	239	
77	232	Stefan Østergård	DEN	33	31	31	29	30	25	31	29	28,50	114	31,30	125	9	239	
78	215	Michal Jansa	CZE	34	22	37	30	29	27	33	27	26,50	106	33,30	133	16	239	
79	207	László Temesfői	HUN	32	30	35	28	31	30	30	26	28,50	114	32,00	128	9	242	
80	270	Jannick Skov	DEN	31	27	33	25	32	26	38	30	27,00	108	33,50	134	12	242	

WC in Canegrate/ITALY 2007 - Men Single Players

Rank	St.no.	Name	Country	C1	E2	C3	E4	C5	E6	C7	E8	EAvg	ESum	CAvg	CSum	Diff	Total	
81	248	Ivo Santos	PRT	34	25	34	34	33	33	22	35	25	26,50	106	34,00	136	14	242
82	196	João Nabais	PRT	39	30	30	35	23	31	27	35	22	25,50	102	35,00	140	16	242
83	256	Victor Zhabin	RUS	33	25	34	24	36	27	34	30	26,50	106	34,30	137	9	243	
84	167	Cédric Laborde	FRA	35	30	36	24	34	26	30	28	27,00	108	33,80	135	12	243	
85	217	Viktor Kozlov	RUS	38	27	37	24	32	29	34	24	26,00	104	35,30	141	11	245	
86	201	Jyri Rantanen	FIN	38	26	37	30	29	24	34	28	27,00	108	34,50	138	15	246	
87	243	Sergey Chernitsyn	RUS	33	27	35	33	32	30	30	28	29,50	118	32,50	130	11	248	
88	223	Milan Pätoprstý	SVK	38	30	35	29	35	29	31	23	27,80	111	34,80	139	14	250	
89	220	József Pintér	HUN	32	28	31	32	37	27	35	30	29,30	117	33,80	135	11	252	
90	183	Paulo Gomes	PRT	34	26	39	27	38	28	37	24	26,30	105	37,00	148	9	253	
91	178	Boris Balek	SVN	32	35	33	32	35	30	30	29	31,50	126	32,50	130	11	256	
92	197	Michal Csontos	SVK	43	30	36	31	32	26	32	26	28,30	113	35,80	143	16	256	
93	160	Jon Angel	GBR	34	35	34	31	38	32	32	22	30,00	120	34,50	138	19	258	
94	230	Anton Savochkin	RUS	38	28	40	30	31	26	36	30	28,50	114	36,30	145	13	259	
95	165	Christian Bierfeld	BEL	34	27	39	28	39	32	31	30	29,30	117	35,80	143	13	260	
96	261	Ananias Quintano	PRT	34	32	41	27	38	33	27	28	30,00	120	35,00	140	20	260	
97	182	Keith Kellard	GBR	37	34	34	29	35	31	33	28	30,50	122	34,80	139	10	261	
98	180	Ozawa Keita	JAP	37	30	34	26	42	29	37	26	27,80	111	37,50	150	12	261	
99	168	Itó Satoshi	JAP	36	28	45	27	34	29	35	28	28,00	112	37,50	150	13	262	
100	271	István Pálinkás	HUN	39	28	38	38	31	26	38	26	29,50	118	36,50	146	20	264	
101	174	Vasyl Brateyko	UKR	40	32	35	32	37	31	33	29	31,00	124	36,30	145	10	269	
102	177	John Moore	GBR	48	33	39	35	37	27	38	32	31,80	127	40,50	162	19	289	
103	164	Chang Chia-Feng	TWN	44	37	39	35	33	39	34	31	35,50	142	37,50	150	19	292	
104	173	Ignac Hladnik	SVN	36	36	40	37	37	30	37	40	35,80	143	37,50	150	14	293	
105	166	Steve Gow	GBR	44	36	39	36	41	27	37	34	33,30	133	40,30	161	16	294	
106	172	Kevin Botto	GBR	41	34	43	37	39	31	43	31	33,30	133	41,50	166	10	299	
107	170	Chen Chao-Ming	TWN	38	33	40	41	40	37	37	34	36,30	145	38,80	155	11	300	
108	179	Jgor Gresin	UKR	42	38	39	36	42	31	43	35	35,00	140	41,50	166	11	306	
109	169	Aleksander Neumiller	UKR	43	38	48	35	42	33	37	40	36,50	146	42,50	170	18	316	
110	181	Liao Chien-Hung	TWN	45	41	39	40	45	39	34	38	39,50	158	40,80	163	14	321	
111	163	Ying Li	CHN	42	41	41	37	47	37	37	50	41,30	165	41,80	167	23	332	
112	176	Syu Fu-Lin	TWN	52	43	47	36	50	44	54	49	43,00	172	50,80	203	20	375	
113	263	Ladislav Istvan	SVK									0,00	0	0,00	0	0	0	



World Championship 2007 in Canegrate/Italy

Interruption list

1st day: game interrupted at 8:02 till 8:06, due to rain

1st day: game interrupted 8:47 till 9:15, due to rain

1st day: game interrupted at 19:20, definitively, game restarted at 8:00 2nd day.