



SV Golf



Fun-Sports
www.fun-sports-germany.com



lusogolfe
www.lusogolfe.com



INFINITE
www.infinite-sport.it




WMF GOLD SPONSORS

Youth Nations Cup 2009

Waldshut

30.–31. 05. 2009

Result List Teams

1.  Germany 1
2.  Sweden
3.  Austria 2
4.  Germany 3
5.  Germany 2
6.  Switzerland 1
7.  Austria 1
8.  Czech Republic
9. Italy, Finland, Switzerland 2 and Hungary

International Kids' Championship

Female Kids

Rank	Start no	Name	Country	C1	E2	C3	E4	C5	E6	C7	E8	CAvg	EAvg	Average	CSum	ESum	Diff	Tot
1	107	Anna Nitschke	Germany	29	23	30	21	29	20	28	19	29,000	20,750	49,750	116	83	11	199
2	109	Lara Jehle	Austria	32	26	34	24	33	20	31	23	32,500	23,250	55,750	130	93	14	223
3	101	Jennifer Helm	Austria	35	26	31	25	31	23	31	26	32,000	25,000	57,000	128	100	12	228
4	105	Patricia Pillio	Hungary	38	37	38	37	40	30	38	39	38,500	35,750	74,250	154	143	10	297
5	103	Kinga Szekretar	Hungary	37	42	46	38	45	33	38	37	41,500	37,500	79,000	166	150	13	316

Male Kids

Rank	Start no	Name	Country	C1	E2	C3	E4	C5	E6	C7	E8	CAvg	EAvg	Average	CSum	ESum	Diff	Tot
1	209	Kai Lödding	Switzerland	29	25	30	23	27	22	31	21	29,250	22,750	52,000	117	91	10	208
2	213	Jiri Solar	Czech Republic	30	22	29	24	29	22	31	26	29,750	23,500	53,250	119	94	9	213
3	211	Max Barbarino	Germany	26	25	31	25	31	21	35	24	30,750	23,750	54,500	123	95	14	218
4	207	Evgeny Stelmashonok	Russia	30	27	34	23	30	26	32	21	31,500	24,250	55,750	126	97	13	223
5	203	Mark Koder	Hungary	31	27	36	25	34	29	34	24	33,750	26,250	60,000	135	105	12	240
6	201	Krisztian Pillio	Hungary	37	35	34	30	36	37	42	29	37,250	32,750	70,000	149	131	13	280

total individual results


Female Youth

Rank	Start no	Name	Country	C1	E2	C3	E4	C5	E6	C7	E8	C9	E10	C11	E12	CAvg	EAvg	Average	CSum	ESum	Diff	Tot
1	317	Anne Bollrich	Germany	31	19	33	23	35	24	27	22	32	23	29	23	31,167	22,333	53,500	187	134	16	321
2	319	Frida Elmdahl	Sweden	32	23	32	25	34	25	28	28	31	19	31	23	31,333	23,833	55,167	188	143	15	331
3	303	Melanie Hammerschmidt	Germany	28	27	32	23	38	22	28	20	34	25	32	23	32,000	23,333	55,333	192	140	18	332
4	301	Bianca Utzig	Austria	31	22	34	26	36	21	38	23	29	23	31	26	33,167	23,500	56,667	199	141	17	340
5	307	Anke Willenbockel	Germany	26	23	34	23	45	26	33	26	30	23	31	21	33,167	23,667	56,833	199	142	24	341
6	305	Jana Nakladalova	Czech Republic	36	25	35	24	32	28	33	25	32	24	35	23	33,833	24,833	58,667	203	149	13	352
7	311	Manuela Bamert	Switzerland	35	29	31	29	36	22	28	29	31	32	31	27	32,000	28,000	60,000	192	168	14	360
8	309	Melanie Huber	Switzerland	33	27	37	30	35	24	31	28					34,000	27,250	61,250	136	109	13	245
9	313	Mia Paavola	Finland	41	30	36	29	31	24	35	21					35,750	26,000	61,750	143	104	20	247
10	315	Enikő Szekretar	Hungary	39	36	42	36	37	34	42	33					40,000	34,750	74,750	160	139	9	299






Male Youth

Rank	Start no	Name	Country	C1	E2	C3	E4	C5	E6	C7	E8	C9	E10	C11	E12	CAvg	EAvg	Average	CSum	ESum	Diff	Tot
1	22	Robin Hettrich	Germany	25	20	26	29	28	23	26	23	32	24	27	21	27,333	23,333	50,667	164	140	12	304
2	25	Sebastian Kube	Germany	27	22	31	20	32	24	26	23	27	25	27	22	28,333	22,667	51,000	170	136	12	306
3	8	Franz Höfler	Germany	29	25	30	24	28	24	31	25	25	21	25	21	28,000	23,333	51,333	168	140	10	308
4	10	Mathias Jagschitz	Austria	30	23	31	21	28	23	28	19	29	30	29	21	29,167	22,833	52,000	175	137	12	312







5	12	Rasmus Schedin	 Sweden	27	25	32	20	30	20	28	24	30	23	32	23	29,833	22,500	52,333	179	135	12	314
6	17	Vit Skaloud	 Czech Republic	27	20	30	25	36	20	29	23	32	23	27	22	30,167	22,167	52,333	181	133	16	314
7	27	Nikolai Bhend	 Switzerland	32	24	29	22	27	26	31	26	26	19	28	25	28,833	23,667	52,500	173	142	13	315
8	21	Marc Cervinka	 Austria	30	24	34	23	32	24	27	23	27	21	28	23	29,667	23,000	52,667	178	138	13	316
9	26	Kurt Unterhauser	 Italy	29	24	30	22	29	22	32	24					30,000	23,000	53,000	120	92	10	212
10	28	Oskar Kjellberg	 Sweden	30	22	32	21	31	20	31	22	29	30	29	21	30,333	22,667	53,000	182	136	12	318
11	24	Dino Medenhodzic	 Sweden	31	25	30	22	26	25	29	25	29	20	33	23	29,667	23,333	53,000	178	140	13	318
12	20	Christian Roselieb	 Germany	32	24	29	23	29	20	30	24	30	22	33	22	30,500	22,500	53,000	183	135	13	318
13	5	Tobias Ramcke	 Germany	31	22	29	26	34	21	28	26	30	21	27	24	29,833	23,333	53,167	179	140	13	319
14	2	Roger Wicki	 Switzerland	29	24	29	23	30	28	26	23	28	24	32	24	29,000	24,333	53,333	174	146	9	320
15	7	Magnus Pester	 Germany	31	23	33	25	30	22	29	24	27	26	29	21	29,833	23,500	53,333	179	141	12	320
16	14	Kevin Zutter	 Switzerland	26	27	27	20	30	27	31	26					28,500	25,000	53,500	114	100	11	214
17	15	Philipp Riegler	 Austria	32	23	30	23	27	28	31	21	29	26	27	24	29,333	24,167	53,500	176	145	11	321
18	29	Marek Smejkal	 Czech Republic	28	22	28	23	31	23	34	27	32	26	28	20	30,167	23,500	53,667	181	141	14	322
19	19	Lorenzo Levis	 Italy	30	26	29	23	34	23	25	25					29,500	24,250	53,750	118	97	11	215
20	9	Nicola Bellucci	 Italy	30	22	36	25	30	23	30	22					31,500	23,000	54,500	126	92	14	218
21	6	Oskari Vihervaara	 Finland	30	23	32	23	30	24	33	25					31,250	23,750	55,000	125	95	10	220
22	23	Maximilian Krämer	 Germany	34	24	29	26	31	25	30	23	31	23	30	24	30,833	24,167	55,000	185	145	11	330
23	30	Rainer Anhammer	 Austria	34	23	31	20	32	25	36	24	31	26	27	21	31,833	23,167	55,000	191	139	16	330
24	3	Ronny Huber	 Switzerland	30	32	27	22	33	23	29	21	30	27	33	25	30,333	25,000	55,333	182	150	12	332
25	18	Lorenzo Ciompi	 Italy	32	29	29	25	33	24	31	21					31,250	24,750	56,000	125	99	12	224

26	4	Andreas Giger	 Switzerland	29	29	27	24	32	28	33	25								30,250	26,500	56,750	121	106	9	227
27	13	Pyry Väre	 Finland	30	24	37	24	37	20	31	26								33,750	23,500	57,250	135	94	17	229
28	16	Lorenzo Belucci	 Italy	33	28	27	26	34	26	32	27								31,500	26,750	58,250	126	107	8	233
29	11	Kirill Teterev	 Russia	34	25	34	28	34	22	32	28								33,500	25,750	59,250	134	103	12	237
30	32	Raphael Schmid	 Switzerland	34	18	36	27	31	29	36	26								34,250	25,000	59,250	137	100	18	237
31	1	Matthias Moschinger	 Austria	34	34	36	27	35	22	36	29	36	27	28	25				34,167	27,333	61,500	205	164	14	369
32	31	Juuso Puolakkainen	 Finland	38	32	34	29	37	25	32	31								35,250	29,250	64,500	141	117	13	258

Female Kids

Ran k	Star t no	Name	Country	C1	E2	C3	E4	C5	E6	C7	E8	C9	E10	C11	E12	CAvg	EAvg	Average	CSu m	ESum	Diff	Tot
1	107	Anna Nitschke	 Germany	29	23	30	21	29	20	28	19	30	24	26	22	28,667	21,500	50,167	172	129	11	301
2	101	Jennifer Helm	 Austria	35	26	31	25	31	23	31	26	33	24	28	24	31,500	24,667	56,167	189	148	12	337
3	109	Lara Jehle	 Austria	32	26	34	24	33	20	31	23	40	21	30	23	33,333	22,833	56,167	200	137	20	337
4	105	Patricia Pillio	 Hungary	38	37	38	37	40	30	38	39					38,500	35,750	74,250	154	143	10	297
5	103	Kinga Szekretar	 Hungary	37	42	46	38	45	33	38	37					41,500	37,500	79,000	166	150	13	316

Male Kids

Ran k	Star t no	Name	Country	C1	E2	C3	E4	C5	E6	C7	E8	C9	E10	C11	E12	CAvg	EAvg	Average	CSum	ESum	Diff	Tot
1	209	Kai Lödding	 Switzerld.	29	25	30	23	27	22	31	21					29,250	22,750	52,000	117	91	10	208
2	211	Max Barbarino	 Germany	26	25	31	25	31	21	35	24	28	20	30	19	30,167	22,333	52,500	181	134	16	315
3	213	Jiri Solar	 Czech Rep.	30	22	29	24	29	22	31	26	31	25	31	25	30,167	24,000	54,167	181	144	9	325
4	207	Evgeny Stelmashonok	 Russia	30	27	34	23	30	26	32	21					31,500	24,250	55,750	126	97	13	223
5	203	Mark Koder	 Hungary	31	27	36	25	34	29	34	24					33,750	26,250	60,000	135	105	12	240
6	201	Krisztian Pillio	 Hungary	37	35	34	30	36	37	42	29					37,250	32,750	70,000	149	131	13	280

TEAMS												
Group A												
Rank	Team	R1	R2	R3	R4	R5	R6	R7	R8	Total	Average	Points
1	Germany 1	81	65	85	67	88	67	80	65	598	24,917	72
2	Germany 3	88	68	91	69	92	66	85	66	625	26,042	52
3	Switzerland	91	77	85	67	90	71	83	70	634	26,417	47
4	Austria 1	93	69	99	67	97	65	94	69	653	27,208	42
5	Italy	95	83	85	74	101	73	88	73	672	28,000	16
6	Finland	98	77	102	76	98	68	96	72	687	28,625	11

Rank	Team	R1	R2	R3	R4	R5	R6	R7	R8	Total	Average
------	------	----	----	----	----	----	----	----	----	-------	---------

1 Germany 1

Maximilian Krämer	34	24	29	26	31	25	30	23	222	27,750
Anna Nitschke	29	23	30	21	29	20	28	19	199	24,875
Sebastian Kube	27	22	34	20	32	24	26	23	205	25,625
Robin Hettrich	25	20	26	29	28	23	26	23	200	25,000
	81	65	85	67	88	67	80	65	598	24,917
Points	10	10	8	8	10	6	10	10	72	

2 Germany 3

Anne Bollrich	31	19	33	23	35	24	27	22	214	26,750
Melanie Hammerschmidt	28	27	32	23	38	22	28	20	218	27,250
Franz Höfler	29	25	30	24	28	24	34	25	216	27,000
Christian Roselieb	32	24	29	23	29	20	30	24	211	26,375
	88	68	91	69	92	66	85	66	625	26,042
Points	8	8	4	4	6	8	6	8	52	

3 Switzerland

Nikolai Bhend	32	24	29	22	27	26	34	26	217	27,125
Manuela Bamert	35	29	34	29	36	22	28	29	239	29,875
Roger Wicki	29	24	29	23	30	28	26	23	212	26,500
Ronny Huber	30	32	27	22	33	23	29	21	217	27,125
	91	77	85	67	90	71	83	70	634	26,417
Points	6	3	8	8	8	2	8	4	47	

4  Austria 1

Marc Cervinka	30	24	34	23	32	24	27	23	217	27,125
Bianca Utzig	31	22	34	26	36	21	38	23	231	28,875
Lara Jehle	32	26	34	24	33	20	31	23	223	27,875
Rainer Anhammer	34	23	31	20	32	25	36	24	225	28,125
	93	69	99	67	97	65	94	69	653	27,208
Points	4	6	2	8	4	10	2	6	42	

5  Italy

Lorenzo Belucci	33	28	27	26	34	26	32	27	233	29,125
Lorenzo Levis	30	26	29	23	34	23	25	25	215	26,875
Lorenzo Ciompi	32	29	29	25	33	24	31	21	224	28,000
	95	83	85	74	101	73	88	73	672	28,000
Points	2	0	8	2	0	0	4	0	16	

6  Finland

Juuso Puolakkainen	38	32	34	29	37	25	32	34	258	32,250
Pyry Väre	30	24	37	24	37	20	31	26	229	28,625
Mia Paavola	44	30	36	29	31	24	35	21	247	30,875
Oskari Yihervaara	30	23	32	23	30	24	33	25	220	27,500
	98	77	102	76	98	68	96	72	687	28,625
Points	0	3	0	0	2	4	0	2	11	

Group B												
Rank	Team	R1	R2	R3	R4	R5	R6	R7	R8	Total	Average	Points
1	Sweden	88	70	94	63	87	65	85	71	623	25,958	55
2	Austria 2	96	72	92	69	86	68	90	66	639	26,625	49
3	Germany 2	83	68	93	73	95	64	90	74	640	26,667	46
4	Czech Republik	85	64	87	71	92	65	93	74	631	26,292	45
5	Switzerland 2	84	79	84	67	89	73	93	72	641	26,708	45
6	Hungary	105	98	112	91	107	96	114	86	809	33,708	0
Rank	Team	R1	R2	R3	R4	R5	R6	R7	R8	Total	Average	Points

1 Sweden

Rasmus Schedin	27	25	32	20	30	20	28	24	206	25,750
Oskar Kjellberg	30	22	32	21	31	20	34	22	209	26,125
Frida Elmdahl	32	23	32	25	34	25	28	28	227	28,375
Dino Medenhodzic	31	25	30	22	26	25	29	25	213	26,625
	88	70	94	63	87	65	85	71	623	25,958
Points	4	6	2	10	8	7	10	8	55	



2 Austria 2

Jennifer Helm	35	26	31	25	31	23	31	26	228	28,500
Mathias Jagschitz	30	23	31	21	28	23	28	19	203	25,375
Matthias Moschinger	34	34	36	27	35	22	36	29	253	31,625
Philipp Riegler	32	23	30	23	27	28	31	21	215	26,875
	96	72	92	69	86	68	90	66	639	26,625
Points	2	4	6	6	10	4	7	10	49	

3 Germany 2

Tobias Ramcke	34	22	29	26	34	21	28	26	217	27,125
Max Barbarino	26	25	31	25	31	21	35	24	218	27,250
Anke Willenbockel	26	23	34	23	45	26	33	26	236	29,500
Magnus Pester	31	23	33	25	30	22	29	24	217	27,125
	83	68	93	73	95	64	90	74	640	26,667
Points	10	8	4	2	2	10	7	3	46	

Match 5-8 1

Rank	Team	R9	R10	Total	Average
1	 Switzerland 1	115	102	217	27,125
2	 Czech Republic	127	98	225	28,125
Rank	Team	R9	R10	Total	Average



1  Switzerland 1

Nikolai Bhend	26	19	45	22,500
Manuela Bamert	31	32	63	31,500
Roger Wicki	28	24	52	26,000
Ronny Huber	30	27	57	28,500
	115	102	217	27,125

2  Czech Republic

Vit Skalous	32	23	55	27,500
Jana Nakladalova	32	24	56	28,000
Jiri Solar	31	25	56	28,000
Marek Smejkal	32	26	58	29,000
	127	98	225	28,125

Match 5-8 2

Rank	Team	R9	R10	Total	Average
1	 Germany 2	115	90	205	25,625
2	 Austria 1	127	91	218	27,250

Rank	Team	R9	R10	Total	Average
------	------	----	-----	-------	---------

1  Germany 2

[Tobias Ramcke](#) 30 21 51 25,500

[Max Barbarino](#) 28 20 48 24,000

[Anke Willenbockel](#) 30 23 53 26,500

[Magnus Pester](#) 27 26 53 26,500

115 90 205 25,625

2  Austria 1

[Marc Cervinka](#) 27 21 48 24,000



[Bianca Utzig](#) 29 23 52 26,000

[Lara Jehle](#) 40 21 61 30,500



[Rainer Anhammer](#) 31 26 57 28,500

127 91 218 27,250

Semifinal 1

Rank	Team	R9	R10	Total	Average
1	 Germany 1	120	96	216	27,000
2	 Austria 2	127	107	234	29,250
<hr/>					
1	 Germany 1				
	<u>Maximilian Krämer</u>	31	23	54	27,000
	<u>Anna Nitschke</u>	30	24	54	27,000
	<u>Sebastian Kube</u>	27	25	52	26,000
	<u>Robin Hettrich</u>	32	24	56	28,000
		120	96	216	27,000
<hr/>					
2	 Austria 2				
	<u>Jennifer Helm</u>	33	24	57	28,500
	<u>Mathias Jagschitz</u>	29	30	59	29,500
	<u>Matthias Moschinger</u>	36	27	63	31,500
	<u>Philipp Riegler</u>	29	26	55	27,500
		127	107	234	29,250
<hr/>					

Semifinal 2

Rank	Team	R9	R10	Total	Average
1	 Sweden	119	92	211	26,375
2	 Germany 3	121	91	212	26,500

Rank Team R9 R10 Total Average



1  Sweden

Rasmus Schedin	30	23	53	26,500
Oskar Kjellberg	29	30	59	29,500
Frida Elmdahl	31	19	50	25,000
Dino Medenhodzic	29	20	49	24,500
<hr/>				
	119	92	211	26,375

2  Germany 3

Anne Bollrich	32	23	55	27,500
Melanie Hammerschmidt	34	25	59	29,500
Franz Höfler	25	21	46	23,000
Christian Roselieb	30	22	52	26,000
<hr/>				
	121	91	212	26,500

Match for Rank 7

Rank	Team	R11	R12	Total	Average
1	 Austria 1	116	93	209	26,125
2	 Czech Republik	121	90	211	26,375
Rank	Team	R11	R12	Total	Average

1 Austria 1

Marc Cervinka	28	23	51	25,500
Bianca Utzig	31	26	57	28,500
Lara Jehle	30	23	53	26,500
Rainer Anhammer	27	21	48	24,000



	116	93	209	26,125
--	-----	----	-----	--------


2 Czech Republik


Vit Skaloud	27	22	49	24,500
Jana Nakladalova	35	23	58	29,000
Jiri Solar	31	25	56	28,000
Marek Smejkal	28	20	48	24,000

	121	90	211	26,375
--	-----	----	-----	--------



Match for Rank 5

Rank	Team	R11	R12	Total	Average
1	 Germany 2	117	85	202	25,250
2	 Switzerland 1	124	101	225	28,125

1	 Germany 2				
	Tobias Ramcke	27	24	51	25,500
	Max Barbarino	30	19	49	24,500
	Anke Willenbockel	31	21	52	26,000
	Magnus Pester	29	21	50	25,000
		117	85	202	25,250

2	 Switzerland 1				
	Nikolai Bhend	28	25	53	26,500
	Manuela Bamert	31	27	58	29,000
	Roger Wicki	32	24	56	28,000
	Ronny Huber	33	25	58	29,000
		124	101	225	28,125

Match for Rank 3

Rank	Team	R11	R12	Total	Average
1	 Austria 2	112	94	206	25,750
2	 Germany 3	119	89	208	26,000

Rank	Team	R11	R12	Total	Average
------	------	-----	-----	-------	---------

1 Austria 2



Jennifer Helm	28	24	52	26,000
Mathias Jagschitz	29	21	50	25,000
Matthias Moschinger	28	25	53	26,500
Philipp Riegler	27	24	51	25,500



	112	94	206	25,750
--	-----	----	-----	--------

2 Germany 3

Anne Bollrich	29	23	52	26,000
Melanie Hammerschmidt	32	23	55	27,500
Franz Höfler	25	21	46	23,000
Christian Roselieb	33	22	55	27,500

	119	89	208	26,000
--	-----	----	-----	--------

Final					
Rank	Team	R11	R12	Total	Average
1	 Germany 1	110	89	199	24,875
2	 Sweden	125	90	215	26,875

Rank	Team	R11	R12	Total	Average
1	 Germany 1				
	Maximilian Krämer	30	24	54	27,000
	Anna Nitschke	26	22	48	24,000
	Sebastian Kube	27	22	49	24,500
	Robin Hettrich	27	21	48	24,000
		110	89	199	24,875
2	 Sweden				
	Rasmus Schedin	32	23	55	27,500
	Oskar Kjellberg	29	21	50	25,000
	Frida Elmdahl	31	23	54	27,000
	Dino Medenhodzic	33	23	56	28,000
		125	90	215	26,875

Jury:

Aho Pasi, Finland (chairman); Tomanek Martin, Czech Republic; Kirss Verners, Latvia

Referees:

Helmke Dieter, Austria; Wittwer Jürg, Switzerland; Somnitz Christian, Germany

Penalties:

GER3, 1.st Teamfoul R1L11;Hammerschmidt, Melanie; unallowed Coaching

CZE, 1.st Teamfoul R2L3; Skaloud, Vit; Loudness

GER 3, 2.nd Teamfoul R2L6; Höfler, Franz ;unallowed Coaching

FIN, 1.st Teamfoul R2L15; Pyry, Väre; unallowed Coaching

SWE, 1.St Teamfoul R2L12: Medenhodzic Dino; rules

ITA, Personal Foul, R2L15; Bellucci Nicola; rules

Che1, 1.st Teamfoul, R2L18:Huber, Ronny: Scorekeeping

Aut1, 1.st Teamfoul, R2L18;Anhammer, Rainer:Scorekeeping

ITA, 1.st Admonition, R3L8; Bellucci Nicola, misbehaviour

CHE1, 2.nd Teamfoul,R4L12:Bhend, Nikolai:Chaincall

HUN, 1.st Teamfoul:R5L4: Koder, Marc; unallowed Coaching

GER2, 1.st Teamfoul,R5L8:Barbarino, Max:Time

Hun, 2.nd Teamfoul:R5L1:Pilio, Krisztian: Time

ITA, Personal Foul, R5L8; Unterhauser, Kurt: Time

ITA, 1.st Admonition, R5L13: Unterhauser Kurt: Scorekeping

Hun, Personal Foul, R5L13; Pillio, Patricia; Scorekeeping

CZE1, 2.nd Teamfoul;R6L4; Nakladalova, Jana: Loudness

CZE1, 3.rd Teamfoul;R6L10; Nakladalova, Jana: Loudness

FIN, 2.nd Teamfoul:R6L13:Väre, Pyry:Rules

GER11.st Teamfoul,R6L3:Hettrich, Robin: Time

AUT1, 2.nd Teamfoul, R6L4:Anhammer, Rainer: Time

AUT1, 3.rd Teamfoul,R7L5:Anhammer, Rainer: misbehaviour

ITA, 1.st Teamfoul,R8L8: Ciompi, Lorenzo: misbehaviour

FIN, 3.rd Teamfoul, R7L11;Puokkainen, Juuso: Time

AUT1, 4. Teamfoul, R8L10:Anhammer, Rainer: Time

Final

AUT 2, 1 st Teamfoul,R12L4:Riegler, Philipp: misbehaviour

GER3, 1 st Teamfoul, R12L12; Roselieb, Christian: Time

AUT 2, 1 st Teamfoul,R12L13:Riegler, Philipp: Time