



Open Minigolf Seniors European Championships

7th – 10th August 2019
Predazzo



Results

WMF Gold Sponsors



Minigolf Seniors European Championships 2019

Course: Predazzo, Concrete & Miniaturegolf

Tournament director: Wil van Disseldorp, (EMF Senior Officer)

Tournament office: Ottavio Boninsegna

Jury: Mauro Bernardi, ITA (Head)
Roger Svensson, SWE
Greta Janssens, BEL

Referees: Wil van Disseldorp (Head)
Peter Burri, SUI
Pawel Larus, POL
Henrique Sousa, POR


Starting time: Wednesday 08:00
Thursday 08:00
Friday 08:00
Saturday 08:00 (Men), 09:00 (Women)

Penalties: 189 - Michael Neuland (GER) - R1/L7 - vA time
145 - Libor Vančura (CZE) - R1/L16 - vA time
150 - Dita Škaloudová (CZE) - R2/L7 - vA time
282 - Lena Nilsson (SWE) - R3/L15 - vA time
287 - Patrik Wass (SWE) - R3/L15 - vA time
283 - Agneta Harrysson (SWE) - R4/L2 - vA time
215 - Rudi Giroladini (ITA) - R5/L11 - vA time
236 - Roland Klarenbeek (NED) - R6/L12 - vA misbehaviour
285 - Stefan Björk (SWE) - R6/L15 - VA time
263 - Igor Qualich (SVK) - R6/L18 - vA rules
187 - Roman Kobisch (GER) - R7/L15 - vA time
273 - Roger Anderegg (SUI) - R7/L15 - vA time
108 - Adriano Steiner (AUT) - R7/L16 - vA time
189 - Michael Neuland (GER) - R7/L15 - A rules
284 - Stefan Viberg – (SWE) R8/L7 vA misbehaviour
184 - Tim Clasen(GER) - R8/L16 - vA time
187 - Roman Kobisch (GER) - R8/L16 - A misbehaviour
186 - Markus Janßen (GER) - R9/L7 - vA time
121 - Gianfranco Rota (BEL) - R9/L8 - vA misbehaviour
181 - Alexandra von dem Knesebeck (GER) - R10/L7 - vA time
285 - Stefan Björk (SWE) - R9/L16 - A time
189 - Michael Neuland (GER) - R9/L1 - A+1 time

Minigolf Seniors European Championships 2019

Women Competition

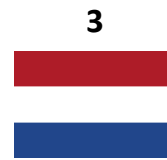
Team



Austria

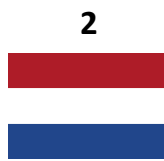


Germany



Netherland


Strokeplay



Natasja Kolsteren



Alice Kobisch

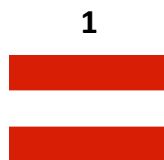


Paola Tecchio


Matchplay



Alexandra von dem Knesebeck



Claudia Schuster



Paola Tecchio

Quarter finalists:

Johanna Knotzer (AUT)
Eva Reiländer (AUT)
Gerlinde Krämer (AUT)
Claudia Anderegg (SUI)
Anneli Lundell (SWE)

Minigolf Seniors European Championships 2019

Men Competition

Team

2



Austria

1



Germany

3



Sweden

Strokeplay

2



Markus Janßen

1



Tim Clasen

3



Stefan Björk

Matchplay

2.



Christer Söderlund

1.



Roman Kobisch

3.



Roger Weber

Quarter finalists:

Geky Ricchiuto (ITA)
Stefan Björk (SWE)
Robert Hahn (GER)
Daniel Büttiker (SUI)
Anton Wechselberger (AUT)

Seniors European Championships 2019
Teams Women

Rank	Name	E1	C2	E3	C4	C5	E6	C7	E8	Tot	Avg	Diff
1	Germany (0 substitutions)											
	Ellen Galleinus	27	31	23	31	29	22	27	26	216	27.0	
	Alexandra von dem Knesebeck	28	31	23	29	31	22	35	21	220	27.5	
	Alice Kobisch	24	29	24	30	30	21	29	19	206	25.8	
	Nicole Warnecke	79	91	70	90	90	65	91	66	642	26.8	26
2	Austria (0 substitutions)											
	Gerlinde Krämer	22	31	22	34	30	25	29	23	216	27.0	
	Johanna Knotzer	26	33	23	31	34	21	35	20	223	27.9	
	Claudia Schuster	24	31	29	28	32	22	32	21	219	27.4	
	Eva Reiländer	72	95	74	93	96	68	96	64	658	27.4	32
3	Netherland (0 substitutions)											
	Joy Wielink	28	28	26	34	27	25	30	26	224	28.0	
	Marianne Groenendijk	26	37	22	35	35	26	34	26	241	30.1	
	Natasja Kolsteren	22	26	23	29	29	22	31	19	201	25.1	
	Mathilda van Huenen	76	91	71	98	91	73	95	71	666	27.8	27
4	Italy (0 substitutions)											
	Antonella Flaminì	25	31	27	31	31	25	29	24	223	27.9	
	Sonia Nardin	23	36	31	32	30	25	31	26	234	29.3	
	Paola Tecchio	29	30	22	33	28	21	30	24	217	27.1	
	Maria Luisa Armenia	77	97	80	96	89	71	90	74	674	28.1	26
5	Sweden (0 substitutions)											
	Annelie Lundell	27	31	22	31	31	24	37	26	229	28.6	
	Lena Nilsson	24	33	31	33	30	25	38	25	239	29.9	
	Linda Lundberg	23	33	23	30	31	23	33	22	218	27.3	
	Agneta Harrysson	74	97	76	94	92	72	108	73	686	28.6	36
6	Switzerland (0 substitutions)											
	Susanne Goglione	26	33	28	38	30	29	27	24	235	29.4	
	Anna Rotzer	25	38	21	39	33	24	36	27	243	30.4	
	Claudia Anderegg	23	33	23	31	28	23	30	24	215	26.9	
		74	104	72	108	91	76	93	75	693	28.9	36
7	Czech Republic (0 substitutions)											
	Dagmar Hirschmann	29	37	22	32	33	28	34	25	240	30.0	
	Eva Kadlecová	26	29	25	33	36	23	36	23	231	28.9	
	Lenka Doleželová	26	33	26	35	30	23	33	23	229	28.6	
	Dita Škaloudová	81	99	73	100	99	74	103	71	700	29.2	32
8	Finland (0 substitutions)											
	Seija Björk	29	34	24	31	38	27	33	26	242	30.3	
	Carina Smeds	35	34	27	31	30	28	41	24	250	31.3	
	Tuula Mörck	25	31	31	38	34	30	38	29	256	32.0	
	Kristiina Andreasson	89	99	82	100	102	85	112	79	748	31.2	33
9	Belgium (0 substitutions)											
	Beatrice Jacob	27	42	33	32	29	31	32	33	259	32.4	
	Greta Janssens	31	32	26	33	29	26	31	30	238	29.8	
	Joy Hansen	31	41	32	37	46	32	44	31	294	36.8	
		89	115	91	102	104	89	107	94	791	33.0	26

European Seniors Championships 2019
Individual Women

Rank	Name	Country	E1	C2	E3	C4	C5	E6	C7	E8	E9	C10	E11	C12	CAvg	EAvg	CSum	ESum	Diff	Total
1	Alice Kobisch	GER	24	29	24	30	30	21	29	19	20	25	25	32	29.2	22.2	175	133	13	308
2	Natasja Kolsteren	NED	22	26	23	29	29	22	31	19	22	32	23	30	29.5	21.8	177	131	10	308
3	Paola Tecchio	ITA	29	30	22	33	28	21	30	24	24	30	25	29	30.0	24.2	180	145	13	325
4	Claudia Schuster	AUT	24	31	29	28	32	22	32	21	22	30	23	31	30.7	23.5	184	141	12	325
5	Linda Lundberg	SWE	23	33	23	30	31	23	33	22	23	33	24	28	31.3	23.0	188	138	7	326
6	Claudia Anderegg	SUI	23	33	23	31	28	23	30	24	25	30	27	32	30.7	24.2	184	145	9	329
7	Alexandra von dem Knesebeck	GER	28	31	23	29	31	22	35	21	21	35	21	32	32.2	22.7	193	136	13	329
8	Gerlinde Krämer	AUT	22	31	22	34	30	25	29	23	22	33	25	35	32.0	23.2	192	139	9	331
9	Ellen Galleinus	GER	27	31	23	31	29	22	27	26	24	31	28	32	30.2	25.0	181	150	11	331
Cut after round 10																				
10	Antonella Flamini	ITA	25	31	27	31	31	25	29	24	23	31			30.6	24.8	153	124	6	277
11	Nicole Warnecke	GER	23	31	25	33	31	22	32	25	21	36			32.6	23.2	163	116	9	279
12	Eva Reiländer	AUT	27	33	23	29	31	26	35	24	23	31			31.8	24.6	159	123	10	282
13	Joy Wielink	NED	28	28	26	34	27	25	30	26	24	34			30.6	25.8	153	129	11	282
14	Lenka Doleželová	CZE	26	33	26	35	30	23	33	23	23	34			33.0	24.2	165	121	8	286
15	Annelie Lundell	SWE	27	31	22	31	31	24	37	26	24	33			32.6	24.6	163	123	11	286
16	Johanna Knotzer	AUT	26	33	23	31	34	21	35	20	30	33			33.2	24.0	166	120	14	286
17	Susanne Goglione	SUI	26	33	28	38	30	29	27	24	23	30			31.6	26.0	158	130	17	288
18	Eva Kadlecová	CZE	26	29	25	33	36	23	36	23	21	37			34.2	23.6	171	118	13	289
19	Lena Nilsson	SWE	24	33	31	33	30	25	38	25	22	28			32.4	25.4	162	127	19	289
20	Dagmar Hirschmann	CZE	29	37	22	32	33	28	34	25	26	30			33.2	26.0	166	130	14	296
21	Agneta Harrysson	SWE	25	34	27	38	33	24	29	28	29	30			32.8	26.6	164	133	14	297
22	Greta Janssens	BEL	31	32	26	33	29	26	31	30	21	38			32.6	26.8	163	134	19	297
23	Seija Björk	FIN	29	34	24	31	38	27	33	26	22	34			34.0	25.6	170	128	14	298
24	Anna Rotzer	SUI	25	38	21	39	33	24	36	27	25	31			35.4	24.4	177	122	14	299
25	Marianne Groenendijk	NED	26	37	22	35	35	26	34	26	27	33			34.8	25.4	174	127	9	301
26	Sonia Nardin	ITA	23	36	31	32	30	25	31	26	29	40			33.8	26.8	169	134	18	303
27	Maria Luisa Armenia	ITA	27	34	28	31	30	32	36	27	26	33			32.8	28.0	164	140	12	304
28	Carina Smeds	FIN	35	34	27	31	30	28	41	24	22	38			34.8	27.2	174	136	24	310
29	Tuula Mörck	FIN	25	31	31	38	34	30	38	29	21	34			35.0	27.2	175	136	17	311
30	Dita Škaloudová	CZE	26	41	27	35	39	28	32	27	26	31			35.6	26.8	178	134	12	312
31	Ildiko Kincses	HUN	33	31	33	39	32	28	37	26	28	38			35.4	29.6	177	148	15	325
32	Beatrice Jacob	BEL	27	42	33	32	29	31	32	33	29	37			34.4	30.6	172	153	19	325
33	Vanda Kupcová	SVK	31	36	28	43	39	27	37	24	30	35			38.0	28.0	190	140	15	330
34	Kristiina Andreasson	FIN	28	34	37	42	41	30	36	25	34	35			37.6	30.8	188	154	20	342
35	Joy Hansen	BEL	31	41	32	37	46	32	44	31	32	44			42.4	31.6	212	158	10	370
36	Fernanda Manso	POR	37	38	34	38	33	40	39	48	38	38			37.2	39.4	186	197	20	383
37	Mathilda van Huenen	NED	did not start																	

European Seniors Championships 2019
Matchplay Women

Seniors Women								
8 - part-final	R1	Quarter-final	R2	Semi-final	R3	Final	R4	Winner
Alice Kobisch	4	Johanna Knotzer	2	Alexandra von dem Knesebeck	6	Alexandra von dem Knesebeck	1	Claudia Schuster
Johanna Knotzer	4							
Linda Lundberg	3	Alexandra von dem Knesebeck	6					
Alexandra von dem Knesebeck	6							
Ellen Galleinus	4	Eva Reiländer	1	Gerlinde Krämer	3			
Eva Reiländer	5							
Gerlinde Krämer	6	Gerlinde Krämer	5					
Joy Wielink	4							
Claudia Anderegg	5	Claudia Anderegg	4	Claudia Schuster	4			
Lenka Doleželová	2							
Claudia Schuster	3	Claudia Schuster	6					
Nicole Warnecke	2							
Paola Tecchio	4	Paola Tecchio	8	Paola Tecchio	4			
Antonella Flamini	3							
Natasja Kolsteren	4	Annelie Lundell	4					
Annelie Lundell	7							
3 rd - 4 th								3 rd
Gerlinde Krämer							2	Paola Tecchio
Paola Tecchio							5	

Seniors European Championships 2019

Teams Men

Rank	Name	C1	E2	C3	E4	E5	C6	E7	C8	Tot	Avg	Diff
1	Germany (0 substitutions)											
	Patrick Beringhausen	34	23	30	21	23	35	22	29	217	27.1	
	Tim Clasen	34	23	27	20	22	33	23	26	208	26.0	
	Roman Kobisch	34	21	31	24	22	31	27	30	220	27.5	
	Robert Hahn	29	24	27	18	26	33	21	28	206	25.8	
	Michael Neuland	28	22	31	22	24	29	24	32	212	26.5	
	Markus Janßen	30	22	29	23	21	29	21	29	204	25.5	
	Robert Kullick											
		189	135	175	128	138	190	138	174	1267	26.4	62
2	Austria (0 substitutions)											
	Harald Exl	33	26	32	27	26	30	24	30	228	28.5	
	Anton Wechselberger	32	23	30	27	23	33	24	29	221	27.6	
	Reinhard Schuster	29	21	31	21	24	29	23	31	209	26.1	
	Adriano Steiner	30	22	32	22	20	30	22	28	206	25.8	
	Günter Inmann	29	22	28	21	22	32	22	32	208	26.0	
	Heinz Weber	30	22	34	22	24	31	24	27	214	26.8	
	Curd Jürgens											
		183	136	187	140	139	185	139	177	1286	26.8	51
3	Sweden (0 substitutions)											
	Stefan Viberg	27	26	32	23	25	33	23	32	221	27.6	
	Torgny Kjellström	29	22	31	20	22	31	24	28	207	25.9	
	Stefan Björk	25	23	26	23	25	32	21	30	205	25.6	
	Christer Söderlund	32	25	29	20	21	31	22	29	209	26.1	
	Patrik Wass	28	20	31	24	26	29	23	31	212	26.5	
	Magnus Mårtensson	34	28	26	30	26	33	27	36	240	30.0	
	Krister Magnusson											
		175	144	175	140	145	189	140	186	1294	27.0	49
4	Switzerland (0 substitutions)											
	Pierre Köstinger	30	23	31	27	22	31	25	28	217	27.1	
	Roger Weber	28	23	30	28	26	30	22	27	214	26.8	
	Daniel Büttiker	31	23	30	24	24	32	23	29	216	27.0	
	Roger Anderegg	31	26	31	26	23	31	24	34	226	28.3	
	Remo Arnold	30	26	31	21	22	29	21	31	211	26.4	
	Jörg Wiedemeier	31	20	29	23	25	34	21	29	212	26.5	
	Gerhard Leitner											
		181	141	182	149	142	187	136	178	1296	27.0	51
5	Czech Republic (0 substitutions)											
	Josef Vozár	31	27	32	21	24	28	21	33	217	27.1	
	Jan Metyš	33	20	32	25	23	29	24	34	220	27.5	
	Jaroslav Řehák	26	26	27	23	25	32	23	34	216	27.0	
	Bohumil Pokorný	32	21	27	25	24	33	25	26	213	26.6	
	Kamil Rous	38	18	29	22	23	35	23	32	220	27.5	
	Stanislav Staněk	31	22	30	23	20	30	23	33	212	26.5	
	Libor Vančura											
		191	134	177	139	139	187	139	192	1298	27.0	58

Seniors European Championships 2019

Teams Men

Rank	Name	C1	E2	C3	E4	E5	C6	E7	C8	Tot	Avg	Diff
6	Italy (0 substitutions)											
	Dieter Kaufmann	27	24	30	22	25	32	27	33	220	27.5	
	Guido Mattaini	29	25	34	25	27	32	25	30	227	28.4	
	Geky Ricchiuto	27	24	32	24	23	30	21	32	213	26.6	
	Luca Gavazzi	32	22	37	23	29	30	24	31	228	28.5	
	Rudi Giroldini	31	23	31	22	22	28	23	30	210	26.3	
	Francesco Leuci	28	29	33	23	25	27	25	32	222	27.8	
	Gianni Montauti											
		174	147	197	139	151	179	145	188	1320	27.5	58
7	Netherland (0 substitutions)											
	André van Vliet	30	26	36	22	25	30	24	31	224	28.0	
	Hans Broodbakker	30	25	32	24	26	32	26	29	224	28.0	
	Roland Klarenbeek	31	22	28	26	23	29	22	32	213	26.6	
	Alex Jasper	30	25	28	25	26	29	23	30	216	27.0	
	Steven Steiger	32	23	33	21	21	35	28	32	225	28.1	
	Ruud Slappendel	32	24	33	22	27	28	24	30	220	27.5	
	Frits Zwaal											
		185	145	190	140	148	183	147	184	1322	27.5	50
8	Finland (0 substitutions)											
	Sören Martin	32	26	27	25	23	31	25	34	223	27.9	
	Marko Nuotio	34	22	32	22	26	30	22	27	215	26.9	
	Jyri Rantanen	34	28	34	28	25	29	27	37	242	30.3	
	Ari Ahrenberg	34	27	35	23	29	33	26	35	242	30.3	
	Jori Pasanen	35	25	32	26	26	34	25	35	238	29.8	
	Jukka Reunavuori	32	23	33	21	21	31	24	37	222	27.8	
	Juha-Petri Kujansuu											
		201	151	193	145	150	188	149	205	1382	28.8	60
9	Slovakia (0 substitutions)											
	Vladimír Pravotiak	34	29	36	27	30	34	22	34	246	30.8	
	Tibor Meszáros	32	31	32	27	23	39	25	41	250	31.3	
	Maroš Jágerský	30	29	33	24	23	28	25	35	227	28.4	
	René Šimanský	34	24	30	26	23	27	27	32	223	27.9	
	Ján Tolarovič	32	19	31	20	28	34	23	33	220	27.5	
	Igor Qualich	32	24	31	21	25	32	26	32	223	27.9	
		194	156	193	145	152	194	148	207	1389	28.9	62
10	Belgium (0 substitutions)											
	Pascal De Roeck	33	25	31	21	25	40	24	40	239	29.9	
	Jaques Libert	33	31	36	29	25	34	27	35	250	31.3	
	Raymond Leemans	36	32	34	26	28	33	21	33	243	30.4	
	Erwin Hansen	37	30	33	29	28	37	27	36	257	32.1	
	Jean Luc Nihoul	31	26	32	24	21	30	21	37	222	27.8	
	JeanPierre Jacob	35	26	30	28	29	33	26	38	245	30.6	
	Gianfranco Rota											
		205	170	196	157	156	207	146	219	1456	30.3	73

European Seniors Championships 2019
Individual Men

Rank	Name	Country	C1	E2	C3	E4	E5	C6	E7	C8	C9	E10	E11	C12	CAvg	EAvg	CSum	ESum	Diff	Total
1	Tim Clasen	GER	34	23	27	20	22	33	23	26	32	19	21	27	29.8	21.3	179	128	12	307
2	Markus Janßen	GER	30	22	29	23	21	29	21	29	30	22	22	30	29.5	21.8	177	131	3	308
3	Stefan Björk	SWE	25	23	26	23	25	32	21	30	31	22	22	29	28.8	22.7	173	136	11	309
4	Rudi Giroldini	ITA	31	23	31	22	22	28	23	30	32	21	20	27	29.8	21.8	179	131	8	310
5	Michael Neuland	GER	28	22	31	22	24	29	24	32	28	21	20	29	29.5	22.2	177	133	8	310
6	Robert Kullick	GER	31	21	32	20	25	28	26	29	29	20	19	30	29.8	21.8	179	131	11	310
7	Robert Hahn	GER	29	24	27	18	26	33	21	28	31	19	20	34	30.3	21.3	182	128	15	310
8	Torgny Kjellström	SWE	29	22	31	20	22	31	24	28	25	21	24	34	29.7	22.2	178	133	13	311
9	Stanislav Staněk	CZE	31	22	30	23	20	30	23	33	28	20	22	30	30.3	21.7	182	130	8	312
10	Günter Inmann	AUT	29	22	28	21	22	32	22	32	33	22	21	29	30.5	21.7	183	130	6	313
11	Jörg Wiedemeier	SUI	31	20	29	23	25	34	21	29	29	23	23	26	29.7	22.5	178	135	13	313
12	Remo Arnold	SUI	30	26	31	21	22	29	21	31	28	23	23	31	30.0	22.7	180	136	8	316
13	Adriano Steiner	AUT	30	22	32	22	20	30	22	28	28	27	23	33	30.2	22.7	181	136	12	317
14	Reinhard Schuster	AUT	29	21	31	21	24	29	23	31	30	25	23	31	30.2	22.8	181	137	6	318
15	Heinz Weber	AUT	30	22	34	22	24	31	24	27	31	19	24	32	30.8	22.5	185	135	12	320
Cut after round 10																				
16	Jaroslav Řehák	CZE	26	26	27	23	25	32	23	34	29	20			29.6	23.4	148	117	14	265
17	Geky Ricchiuto	ITA	27	24	32	24	23	30	21	32	29	25			30.0	23.4	150	117	9	267
18	Christer Söderlund	SWE	32	25	29	20	21	31	22	29	33	25			30.8	22.6	154	113	9	267
19	Bohumil Pokorný	CZE	32	21	27	25	24	33	25	26	30	24			29.6	23.8	148	119	11	267
20	Alex Jasper	NED	30	25	28	25	26	29	23	30	30	22			29.4	24.2	147	121	6	268
21	Roman Kobisch	GER	34	21	31	24	22	31	27	30	26	22			30.4	23.2	152	116	14	268
22	Daniel Büttiker	SUI	31	23	30	24	24	32	23	29	32	21			30.8	23.0	154	115	6	269
23	Patrik Wass	SWE	28	20	31	24	26	29	23	31	32	25			30.2	23.6	151	118	10	269
24	Roger Weber	SUI	28	23	30	28	26	30	22	27	33	23			29.6	24.4	148	122	12	270
25	Patrick Beringhausen	GER	34	23	30	21	23	35	22	29	32	22			32.0	22.2	160	111	8	271
26	Anton Wechselberger	AUT	32	23	30	27	23	33	24	29	28	22			30.4	23.8	152	119	10	271
27	Josef Vozár	CZE	31	27	32	21	24	28	21	33	30	24			30.8	23.4	154	117	11	271
28	Jan Metyš	CZE	33	20	32	25	23	29	24	34	27	24			31.0	23.2	155	116	12	271
29	Pierre Köstinger	SUI	30	23	31	27	22	31	25	28	31	24			30.2	24.2	151	121	8	272
30	Igor Qualich	SVK	32	24	31	21	25	32	26	32	29	21			31.2	23.4	156	117	8	273
31	Roland Klarenbeek	NED	31	22	28	26	23	29	22	32	35	25			31.0	23.6	155	118	11	273
32	Sören Martin	FIN	32	26	27	25	23	31	25	34	28	22			30.4	24.2	152	121	11	273
33	Dieter Kaufmann	ITA	27	24	30	22	25	32	27	33	32	22			30.8	24.0	154	120	11	274
34	Marko Nuotio	FIN	34	22	32	22	26	30	22	27	35	24			31.6	23.2	158	116	12	274
35	René Šimanský	SVK	34	24	30	26	23	27	27	32	28	24			30.2	24.8	151	124	11	275
36	Kamil Rous	CZE	38	18	29	22	23	35	23	32	29	27			32.6	22.6	163	113	18	276
37	Stefan Viberg	SWE	27	26	32	23	25	33	23	32	33	23			31.4	24.0	157	120	9	277
38	Ján Tolarovič	SVK	32	19	31	20	28	34	23	33	33	24			32.6	22.8	163	114	12	277
39	Ruud Slappendel	NED	32	24	33	22	27	28	24	30	32	26			31.0	24.6	155	123	10	278
40	Curd Jürgens	AUT	27	23	38	22	26	29	26	34	30	23			31.6	24.0	158	120	15	278
41	Gerhard Leitner	SUI	30	23	33	22	24	33	25	33	35	21			32.8	23.0	164	115	9	279
42	Harald Exl	AUT	33	26	32	27	26	30	24	30	31	21			31.2	24.8	156	124	9	280
43	Jukka Reunavuori	FIN	32	23	33	21	21	31	24	37	36	22			33.8	22.2	169	111	9	280
44	Luca Gavazzi	ITA	32	22	37	23	29	30	24	31	30	22			32.0	24.0	160	120	14	280
45	Maroš Jágerský	SVK	30	29	33	24	23	28	25	35	31	22			31.4	24.6	157	123	14	280
46	Steven Steiger	NED	32	23	33	21	21	35	28	32	31	25			32.6	23.6	163	118	11	281
47	Jean Luc Nihoul	BEL	31	26	32	24	21	30	21	37	32	27			32.4	23.8	162	119	13	281
48	Hans Broodbakker	NED	30	25	32	24	26	32	26	29	32	26			31.0	25.4	155	127	5	282
49	Libor Vančura	CZE	34	21	35	27	23	34	23	31	34	21			33.6	23.0	168	115	10	283
50	Francesco Leuci	ITA	28	29	33	23	25	27	25	32	34	28			30.8	26.0	154	130	13	284
51	Guido Mattaini	ITA	29	25	34	25	27	32	25	30	33	25			31.6	25.4	158	127	7	285
52	Roger Anderegg	SUI	31	26	31	26	23	31	24	34	36	24			32.6	24.6	163	123	8	286
53	André van Vliet	NED	30	26	36	22	25	30	24	31	33	31			32.0	25.6	160	128	15	288
54	Magnus Mårtensson	SWE	34	28	26	30	26	33	27	36	29	22			31.6	26.6	158	133	18	291
55	Jori Pasanen	FIN	35	25	32	26	26	34	25	35	31	25			33.4	25.4	167	127	5	294
56	Jesper Normann Pedersen	DEN	32	23	39	22	29	34	24	34	35	22			34.8	24.0	174	120	14	294
57	Krister Magnusson	SWE	36	25	29	29	24	38	23	34	32	27			33.8	25.6	169	128	15	297
58	Vladimír Pravotíak	SVK	34	29	36	27	30	34	22	34	33	21			34.2	25.8	171	129	12	300
59	Pascal De Roeck	BEL	33	25	31	21	25	40	24	40	37	24			36.2	23.8	181	119	13	300
60	Ari Ahrenberg	FIN	34	27	35	23	29	33	26	35	35	24			34.4	25.8	172	129	8	301
61	JeanPierre Jacob	BEL	35	26	30	28	29	33	26	38	35	22			34.2	26.2	171	131	15	302
62	Gianni Montauti	ITA	29	29	28	29	23	42	32	36	31	24			33.2	27.4	166	137	23	303
63	Jyri Rantanen	FIN	34	28	34	28	25	29	27	37	35	27			33.8	27.0	169	135	11	304
64	Frits Zwaal	NED	37	20	35	22	25	37	25	35	39	30			36.6	24.4	183	122	14	305
65	Karsten Nørskov Olsen	DEN	34	29	34	26	27	32	23	38	31	31			33.8	27.2	169	136	15	305
66	Raymond Leemans	BEL	36	32	34	26	28	33	21	33	37	29			34.6	27.2	173	136	15	309
67	Tibor Meszáros	SVK	32	31	32	27	23	39	25	41	34	25			35.6	26.2	178	131	17	309
68	Jaques Libert	BEL	33	31	36	29	25	34	27	35	36	24			34.8	27.2	174	136	10	310
69	Juha-Petri Kujansuu	FIN	30	31	39	26	25	35	29	39	35	25			35.6	27.2	178	136	15	314
70	Erwin Hansen	BEL	37	30	33	29	28	37	27	36	38	24			36.2	27.6	181	138	11	319
71	Jan Hansen	DEN	34	24	42	31	24	35	37	34	33	28			35.6	28.8	178	144	22	322
72	Kenneth Malm	DEN	31	35	38	30	34	34	33	34	38	32			35.0	32.8	175	164	12	339
73	Ananias Quintano	POR	39	37	39	24	37	39	31	38	33	31			37.6	32.0	188	160	19	348
74	Gianfranco Rota	BEL	38	33	39	34	31	38	26	44	42	31			40.2	31.0	201	155	14	356

European Seniors Championships 2019
Matchplay Men

Seniors Men								
16 - 1st-final	R1	8 - 1st-final	R2	Quarter-final	R3 Semi-final	R4 Final	R5 Winner	
Torgny Kjellström	2	Sören Martin	2	Geky Ricchiuto	3	Roger Weber	0	Roman Kobisch
Sören Martin	2							
Jaroslav Řehák	3	Geky Ricchiuto	7					
Geky Ricchiuto	4							
Adriano Steiner	4	Roger Weber	6	Roger Weber	5			
Roger Weber	5							
Robert Kullick	5	Robert Kullick	2					
Patrick Beringhausen	3							
Tim Clasen	6	Tim Clasen	2	Roman Kobisch	4	Roman Kobisch	8	
Jan Metyš	3							
Günter Inmann	1	Roman Kobisch	6					
Roman Kobisch	6							
Reinhard Schuster	0	Alex Jasper	2	Stefan Björk	0			
Alex Jasper	3							
Stefan Björk	5	Stefan Björk	5					
Pierre Köstinger	0							
Robert Hahn	4	Robert Hahn	5	Robert Hahn	4	Robert Hahn	2	
Igor Qualich	3							
Jörg Wiedemeier	4	Jörg Wiedemeier	2					
Bohumil Pokorný	1							
Rudi Giroladini	2	Daniel Büttiker	4	Daniel Büttiker	3			
Daniel Büttiker	5							
Stanislav Staněk	2	Josef Vozár	4					
Josef Vozár	6							
Michael Neuland	4	Anton Wechselberger	6	Anton Wechselberger	3	Christer Söderlund	1	
Anton Wechselberger	5							
Remo Arnold	5	Remo Arnold	2					
Patrik Wass	0							
Heinz Weber	4	Christer Söderlund	5	Christer Söderlund	6			
Christer Söderlund	5							
Markus Janßen	3	Roland Klarenbeek	2					
Roland Klarenbeek	6							
3rd - 4th							3rd	
Roger Weber							3	Roger Weber
Robert Hahn							0	